

SWIMMING POOL PERMIT

A swimming pool permit is required for all pools including **storable or inflatable pools** unless the pool is less than 24 inches deep.

Project Information

Street Address: _____

Subdivision: _____ Lot: _____

Sq. Foot: _____ Dimension: _____ Project Value: _____

Brief Summary of Work:

PERMIT NUMBER

EXP DATE:

Property Owner Information

Property Owner: _____ Phone: _____

Address: _____ City: _____ State: _____

Zip: _____

Contractor Information

Contractor: _____

Address: _____ City: _____ State: _____

Zip: _____

Contact Person: _____ Phone: _____

*****NOTE*****

PLOT PLAN AND SPECIFICATIONS MUST BE ATTACHED

Signature Date

****DOUBLE PERMIT FEES WILL BE CHARGED FOR WORK STARTED PRIOR TO OBTAINING PERMITS****

Permit Fees:

Permit Fee \$ _____

SWIMMING POOL AND SPA GUIDELINES

Residential Pool

1. Fill out application
2. Submit site plan (Drawing)
3. Submit pool or spa details
4. All electrical work will require proper electrical permit and inspections
5. Requires a four foot fence with self latching gate (audible alarm system may be required)
6. Requires alarms (with audible alarm and separate from home security system) on any door leading from the house to the pool.

****Please reference Appendix G (2009 edition) of the International Residential Code for fencing, gate, latches, and door alarm specifications. Copy available on request.****

INSPECTIONS REQUIRED

INSP. REQUEST LINE (615) 952-2110 ext 24

1. State Electrical (Inspection by State of Tennessee)
2. Gas line/gas pressure test (If gas installed) (Inspection by local gas provider)
3. Pool/Spa final inspection (Inspection by the Town of Pleasant View)

****All final inspections are the responsibility of the pool contractor****

Office Use Only

Approved/ Rejected By _____ on _____


Comments:

SITE PLAN

(May include on separate sheet / attachment.)

The site plan must show the following to be accepted:

- _ Distance to and location of any critical area, such as a stream, creek, river, irrigation ditch, or floodplain.
- _ Street frontage
- _ Access/Driveway
- _ Lot lines and dimensions
- _ Location of **all** structures and specific use (any new buildings will require building permit)
- _ Location of well, septic tank, and drainfield
- _ Distances between structures and property lines
- _ Distances between pool and all property lines
- _ Location and details of all fences, gates, doors that surround the pool area
- _ Easements and/or right-of-way and any overhead or underground utility lines



(See sample site plan.)

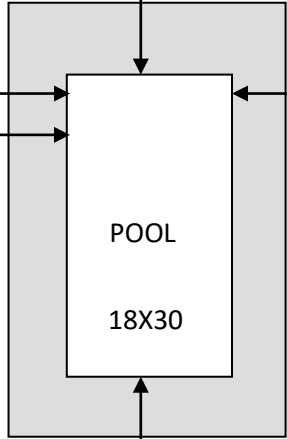
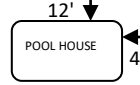
I certify that the proposed construction will conform to the dimensions and uses shown above and that no changes will be made without first obtaining approval.

Signature of owner/applicant Date

OVERHEAD OR UNDERGROUND ELECTRIC

SHOW ALL SET BACK AND
DISTANCE FROM SEPTIC AND
FILL LINES

SHOW DEMINSIONS OF ALL BUILDINGS.
EXISTING AND NEW

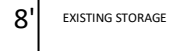


GATE MUST MEET
CODE
AG105

FENCE MUST MEET CODE
AG105

STREET

20'



45'

DECK

EXISTING RESIDENCE

29'

1.79AC

68'

DRIVEWAY

SAMPLE

IF A WALL OF A DWELLING SERVES AS A PART OF THE BARRIER (FENCE), YOU
MUST MEET SECTION AG105 (9)

SIDEWALK